

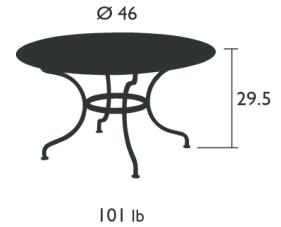
ROMANE

2130 - TABLE Ø 46 IN.

RESIDENTIAL CONTRACT INTENSIVE 7 IPAC x6 24



Steel sheet table top
Square tubular steel base
Flat iron belt
Height-adjustable feet
Leg riser provided for rain runoff

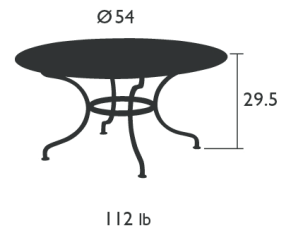


2131 - TABLE Ø 54 IN.

RESIDENTIAL CONTRACT INTENSIVE 7 IPAC x8 24




Steel sheet table top
Square tubular steel base
Flat iron belt
Height-adjustable feet
Leg riser provided for rain runoff

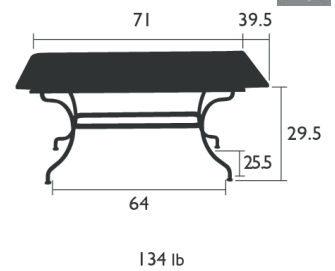


2134 - TABLE 71 X 39.5 IN.

RESIDENTIAL CONTRACT INTENSIVE 8 IPAC x10 24



Steel frame
Steel sheet table top
Flat iron belt
Height-adjustable feet
Leg riser provided for rain runoff
Product enhancement :
Table top stiffened by adding crosspieces



2138 - TABLE WITH EXTENSIONS 79/118 X 39.5 IN.

RESIDENTIAL CONTRACT INTENSIVE 8 IPAC x14 24



Steel frame
Steel sheet table top
Flat iron belt
Height-adjustable feet
Leg riser provided for rain runoff
Product enhancement :
Table top stiffened by adding crosspieces

