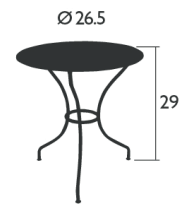


OPÉRA

0930 - SIDE TABLE Ø 26.5 IN.



Steel sheet table top
Steel tube base
Molded aluminum belt



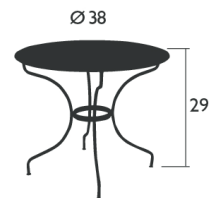
11 lb



0932 - TABLE Ø 38 IN.



Steel sheet table top
Steel tube base
Flat steel belt
Parasol hole Ø 1.61 in. (Pole = Ø 1.54 in.)



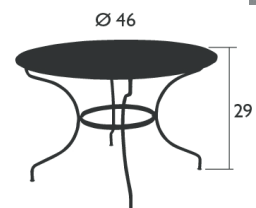
23 lb



0934 - TABLE Ø 46 IN.



Steel sheet table top
Steel tube base
Flat steel belt
Parasol hole Ø 1.61 in. (Pole = Ø 1.54 in.)



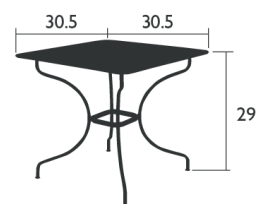
36 lb



0939 - TABLE 30.5 X 30.5 IN.



Steel sheet table top
Steel tube base
Flat steel belt



26 lb

